

Golaghat Commerce College

Feedback form for Students

Year: 2016-17

1. For each of the following questions, please select (✓) your ratings (level) by circling on the score of 1 to 4. Higher the score better the perception / experience.

Scale	1	2	3	4	5
Descriptors	Poor	Average	Good	Very good	Excellent

Sl.No.	How would you rate the following?	Select and tick (✓) any one			
1	Extent of syllabi covered in the class	1	2	3	4
2	Student Teacher Interaction	1	2	3	4
3	Teachers' ability and knowledge to teach in the class	1	2	3	4
4	Opportunity to participate in activities beyond the classroom (Workshops/ Projects / Fieldwork/seminars/NCC/NSS/Sports)	1	2	3	4
5	Availability of Classroom, Lab and other Teaching Learning Facilities	1	2	3	4
6	Delivery of Subject Matter by Teachers	1	2	3	4
7	Effectiveness of Internal Evaluation System	1	2	3	4
8	Teachers' Interest in Overall Development of Students	1	2	3	4
9	Overall learning environment	1	2	3	4

2. Whether teachers help in solving the syllabus related problems faced by students?

Yes	No
-----	----

3. Whether classes are regularly met?

Yes	No
-----	----

Students Feedback Analysis,2016-17

Feedback Collected from Students

Feedback Cell, IQAC

Golaghat Commerce College

- I. Introduction:** The feedback cell of IQAC collected the feedbacks of the students regarding curriculum delivery of the college. The feedback was collected in 2016-17
- II. Methodology:** A set of questionnaires was prepared to collect the feedback from the students. A scale was given and directed to tick as per their choice. The scale is-
- Poor : 1
 - Average : 2
 - Good : 3
 - Very Good : 4
 - Excellent : 5

Total 230 students of different departments submitted the duly filled-up questionnaire

III. Results:

1. Extent of syllabi covered in the class

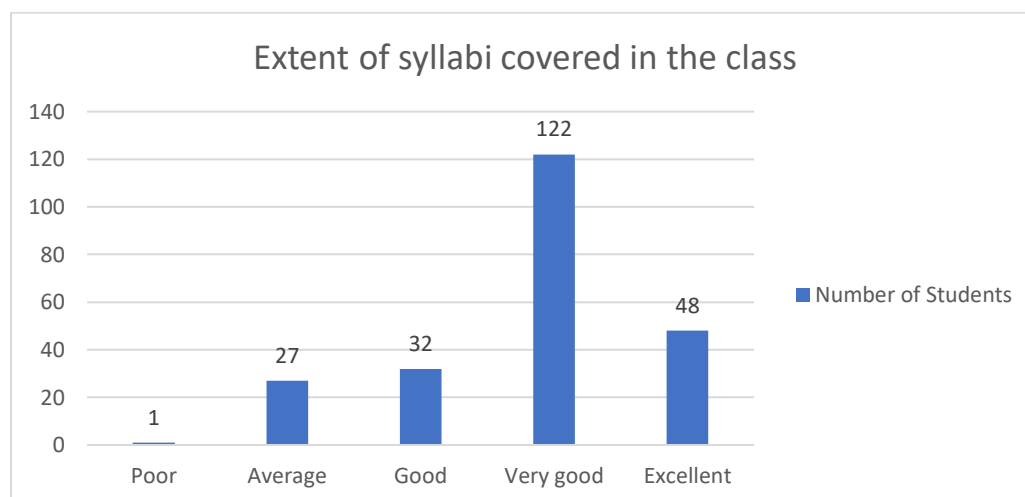


Figure 1

Figure 1 shows that 48 students provided excellent feedback, 122 of them provided very good feedback, 32 of them said good and 27 students provided average feedback out of 230 students about extent of syllabi covered in the class. Only 1 student provided poor response.

2. Student Teacher Interaction

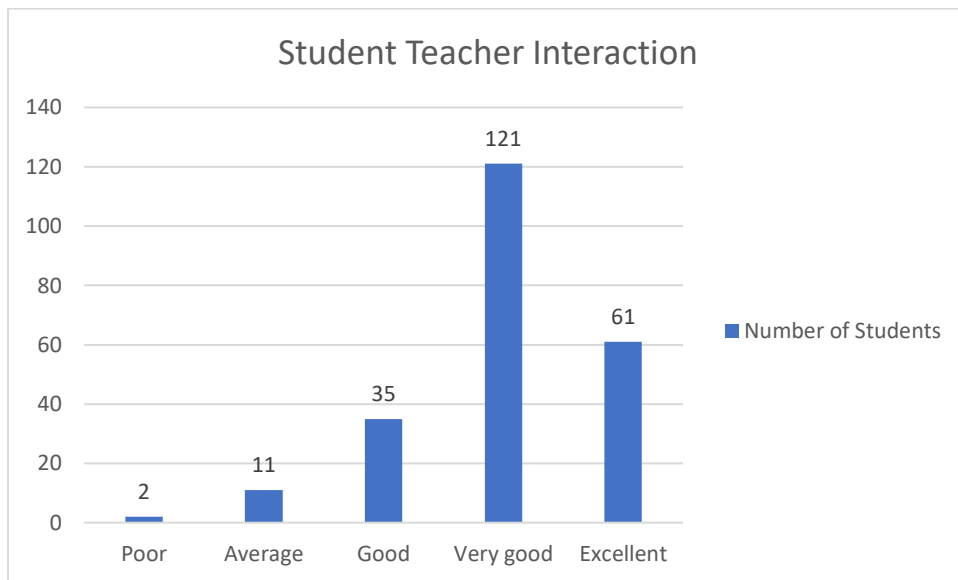


Figure 2

From the figure 2 it is seen that, 61 students said excellent, 121 of them said very good, 35 of them said good, 11 of the students said average about student teacher interaction out of 230 students. 2 of them provided poor ratings on the said topic.

3. Teachers' ability and knowledge to teach in the class

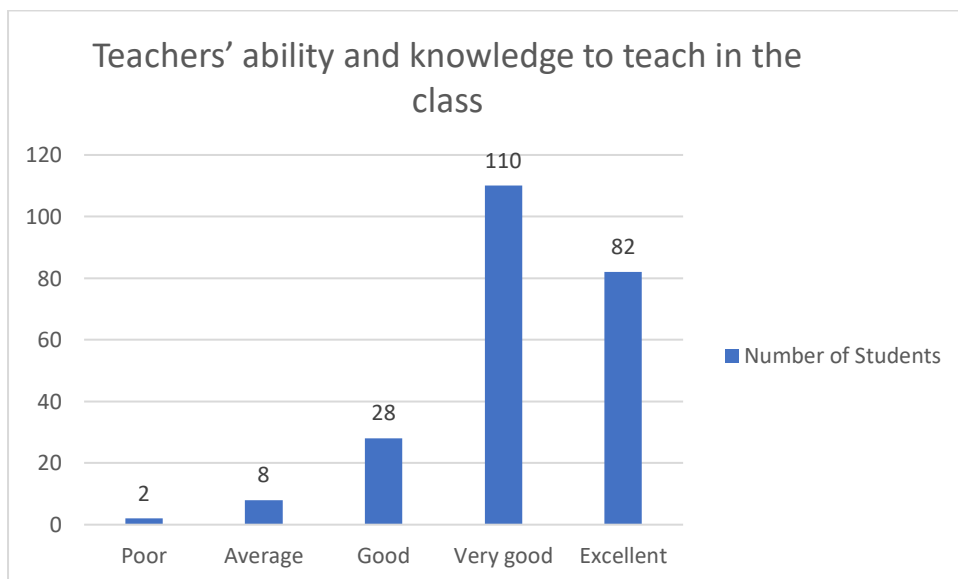


Figure: 3

From the figure 3 it is seen that, 82 students said excellent, 110 of them said very good, 28 of them said good, 8 of the students said average about teachers' ability and knowledge to teach in the class out of 230 students. 2 of them provided poor ratings on the said topic.

4. Opportunity to participate in activities beyond the classroom (Workshops/ Projects / Fieldwork/seminars/NCC/NSS/Sports)

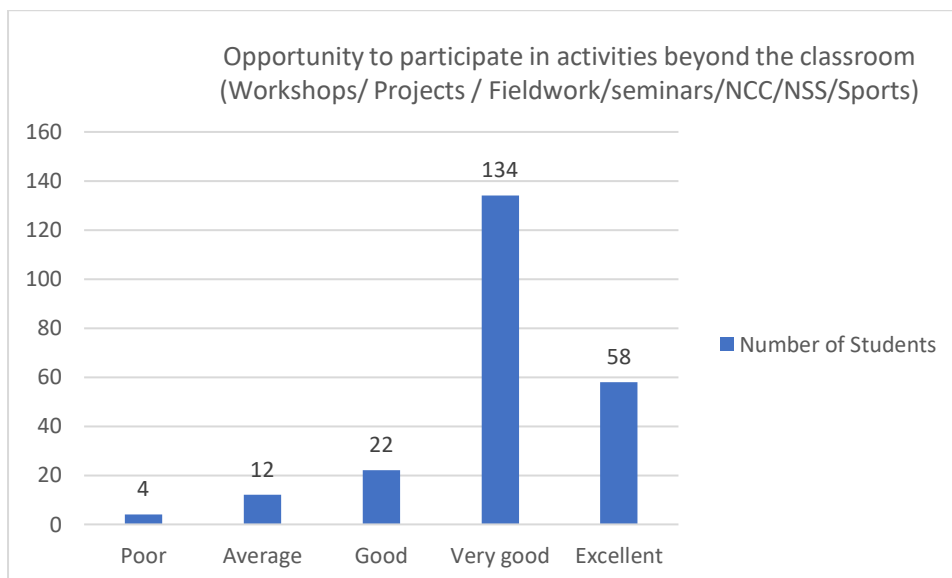


Figure 4

Figure 4 shows that out of 230 students, 58 students remarked excellent, 134 remarked very good, 22 provided good remark and 12 remarked averages on the opportunity to participate in activities beyond the classroom (Workshops/ Projects / Fieldwork/seminars/NCC/NSS/Sports). While 4 students provided poor remark on the same topic.

5. Availability of Classroom, Lab and other Teaching Learning Facilities

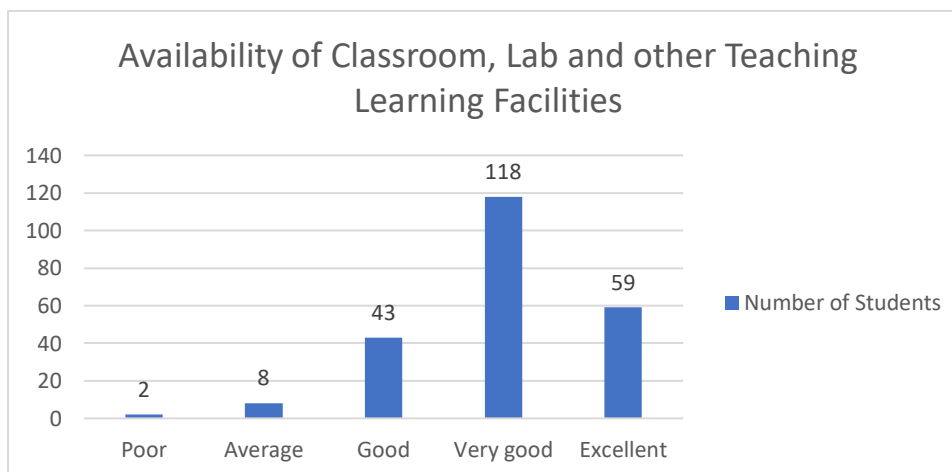


Figure 5

Figure 5 shows that out of 230 students, 59 students remarked excellent, 118 remarked very good, 43 provided good remark and 8 remarked averages on the availability of Classroom, Lab and other Teaching Learning Facilities of the college. While 2 students provided poor remark on the same topic.

6. Delivery of Subject Matter by Teachers

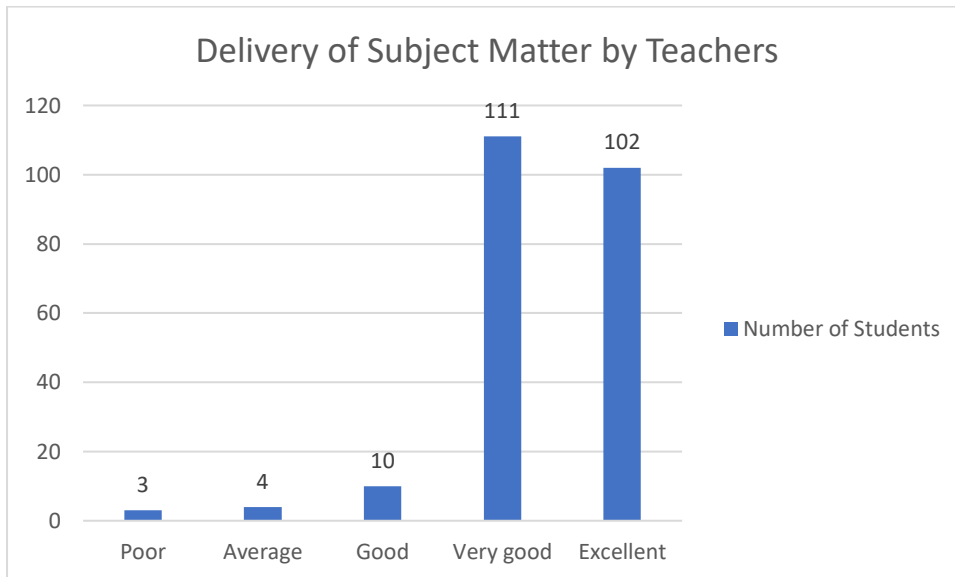


Figure 6

From the figure 6 it is seen that, 102 students said excellent, 111 of them said very good, 10 of them said good, 4 of the students said average about delivery of subject matter by the teachers in the class out of 230 students. 3 of them provided poor ratings on the said topic.

7. Effectiveness of Internal Evaluation System

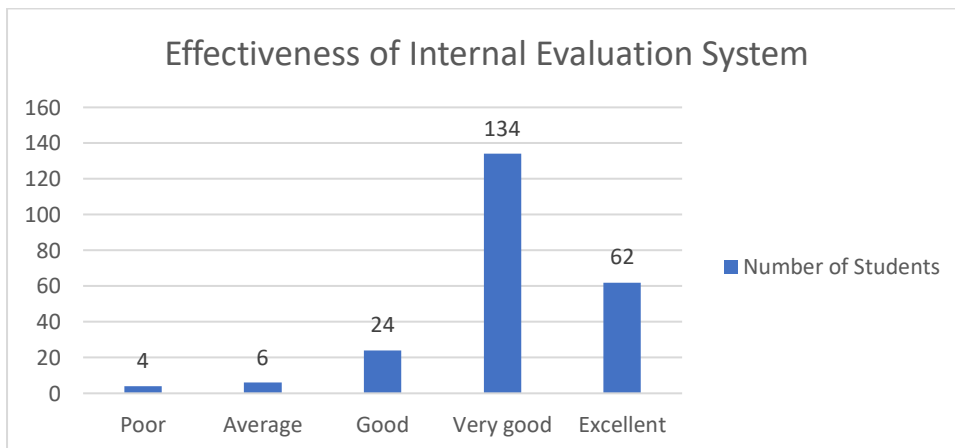


Figure 7

From the figure 7 can be depicted that, 62 students said excellent, 134 of them said very good, 24 of them said good, 6 of the students said average about effectiveness of internal evaluation system out of 230 students. 4 of them provided poor ratings on the said topic.

8. Teachers' Interest in Overall Development of Students

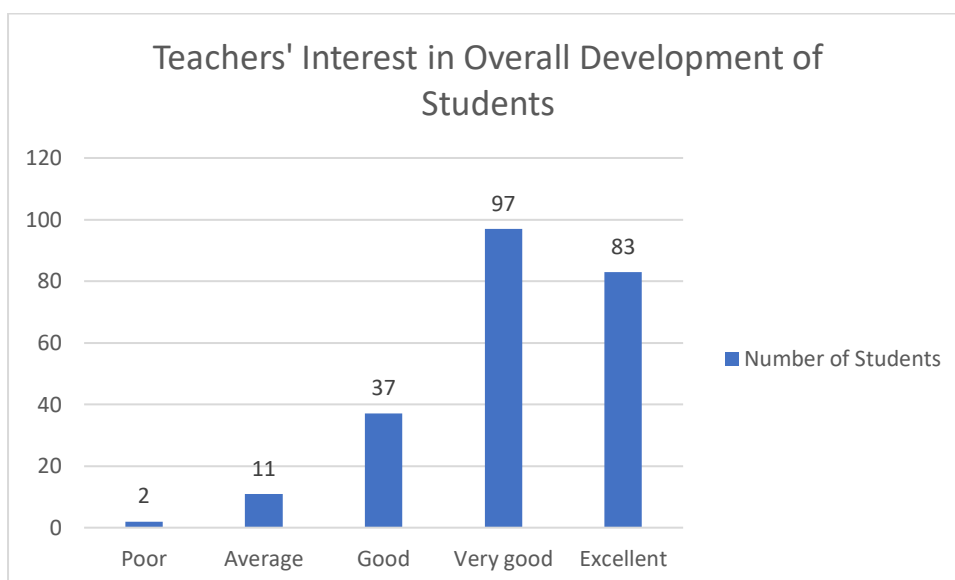


Figure 8

Figure 8 shows that out of 230 students, 83 students remarked excellent, 97 remarked very good, 37 provided good remark and 11 remarked averages on the teachers' Interest in Overall Development of Students While 2 students provided poor remark on the same topic.

9. Overall learning environment

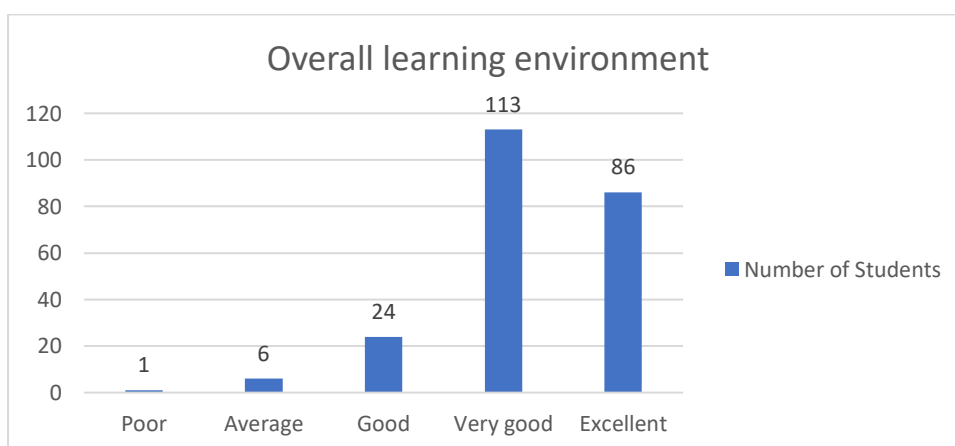


Figure 9

From Figure 9 it is seen that out of 230 students, 86 students remarked excellent, 113 remarked very good, 24 provided good remark and 6 remarked averages on the overall learning environment of the college. While only 1 student provided poor remark on the same topic.

10. Whether teachers help in solving the syllabus related problems faced by students

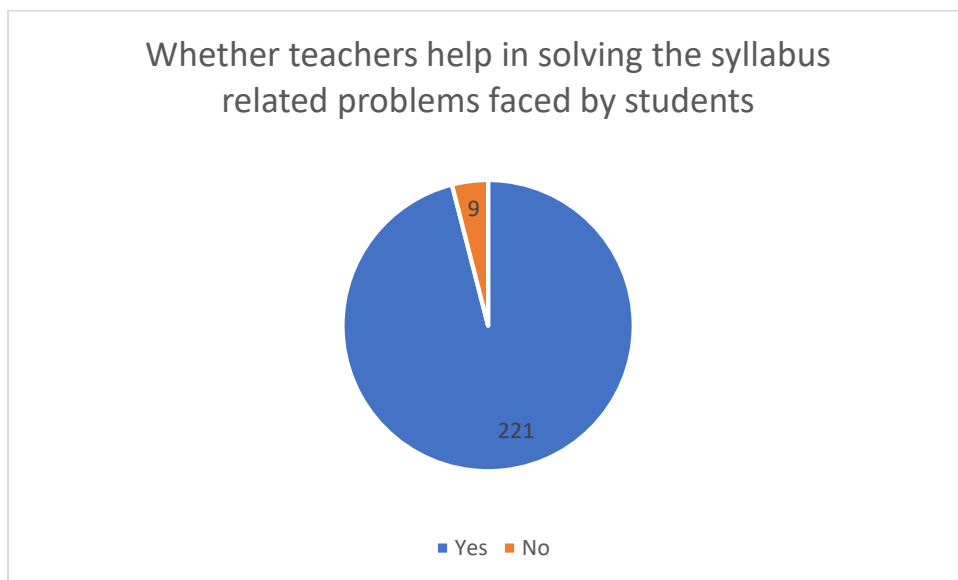


Figure 10

Figure 10 shows that out of 230 students, 221 students said that teachers do help them in solving the syllabus related problems faced by the students and only 9 of them provided negative response.

11. Whether classes are regularly met

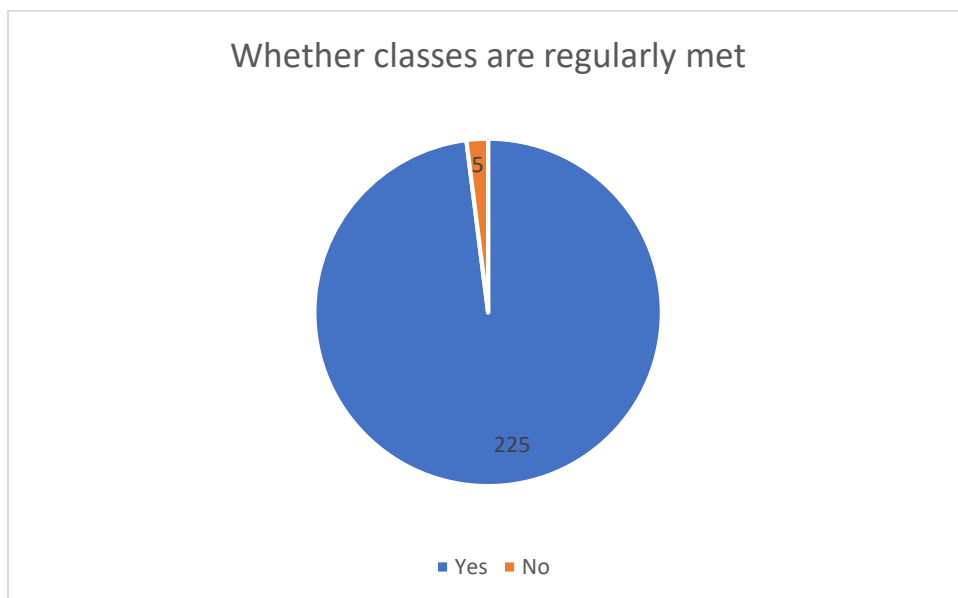


Figure 11

Figure 11 shows that out of 230 students, 225 students said that class are conducted regularly by the teachers and only 5 of them provided negative response.

Alumni Feedback Form 2016-17
Golaghat Commerce College
Golaghat, Assam



Your Opinion about Our College:

1. How do you rate the courses that you have learnt in the college in relation to your current job / occupation?

Excellent Very Good Good Average Poor

2. Infrastructure and Lab facilities:

Excellent Very Good Good Average Poor

3. Depth of Curriculum: Very Good Good Average Not up to Mark

4. Faculty: Excellent Very Good Good Average Poor

5. Canteen Facilities: Excellent Very Good Good Average Poor

6. Library: Excellent Very Good Good Average Poor

7. Office Staff: Excellent Very Good Good Average Poor

8. Hostel Facilities:

Excellent Very Good Good Average Poor Not availed

9. Educational Resources: Excellent Very Good Good Average Poor

10. Admission Procedure: Excellent Very Good Good Average Poor

11. Overall Rating of the College:

Excellent Very Good Good Average Poor

12. Mention few points which make you feel proud to be associated with Golaghat Commerce College as Alumni

.....
.....
.....
.....

13. In what way have the development activities organised by the College contributed to your overall development?

.....
.....
.....
.....



Principal
Golaghat Commerce College
Golaghat, Assam, India

(Dr. Utpal Sarma)
Principal/ Chairperson (IQAC)
Golaghat Commerce College



Coordinator
IQAC
Golaghat Commerce College

(Dr. Pranjal Pratim Dutta)
Coordinator, IQAC
Golaghat Commerce College

Alumni Feedback Analysis,2016-17

Feedback Collected from Alumni

Feedback Cell, IQAC

Golaghat Commerce College

I. **Introduction:** The feedback cell of IQAC collected the feedbacks of the alumni regarding their views on curriculum delivery, staff, infrastructure, library of the college. The feedback was collected in 2016-17

II. **Methodology:** A set of questionnaires was prepared to collect the feedback from the students. A scale was given and directed to tick as per their choice. The scale is-

Poor	: 1
Average	: 2
Good	: 3
Very Good	: 4
Excellent	: 5

Total 120 alumni of the college provided their feedback in the duly filled-up questionnaires

III. Results:

1. How do you rate the courses that you have learnt in the college in relation to your current job / occupation?

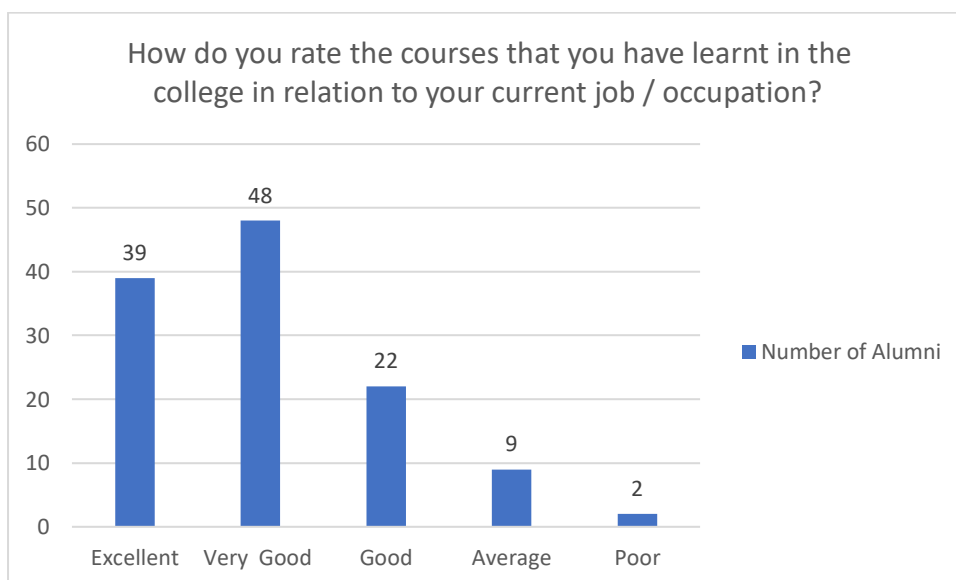


Figure 1

From figure 1 it can be depicted that 39 alumni out of 120 alumni rated excellent the courses they learned in the college in relation to their current job/occupation. 48 of them rated very good and 22 of them rated good about the same. Only 2 alumni provided poor remark and 9 out of 120 alumni said that the courses were of average level.

2. Infrastructure and Lab facilities

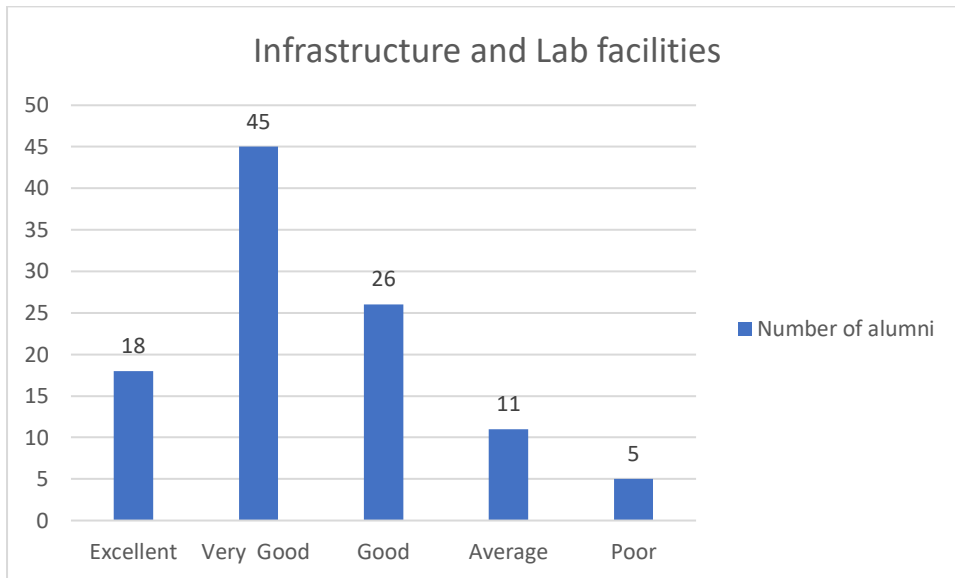


Figure 2

From Figure 2 it is seen that 18 out of 120 alumni provided excellent remark about college infrastructure and lab facilities while 45 of them rated very good and 26 alumni rated good about the same. 11 alumni said that infrastructure and lab facilities provided by the college are average and only 5 amongst them gave poor remark.

3. Depth of Curriculum

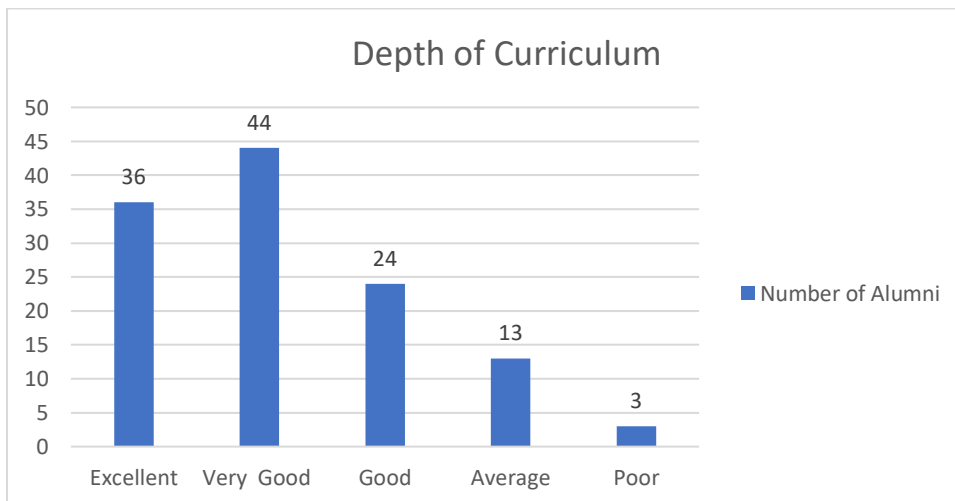


Figure 3

Figure 3 indicates that out of 120 alumni ,36 alumni rated excellent on the depth of curriculum. 44 of them rated very good and 24 numbers of alumni provided good response. Whereas, 13 alumni given average remark and only 3 of them provided poor remark about the depth of curriculum.

4. Faculty

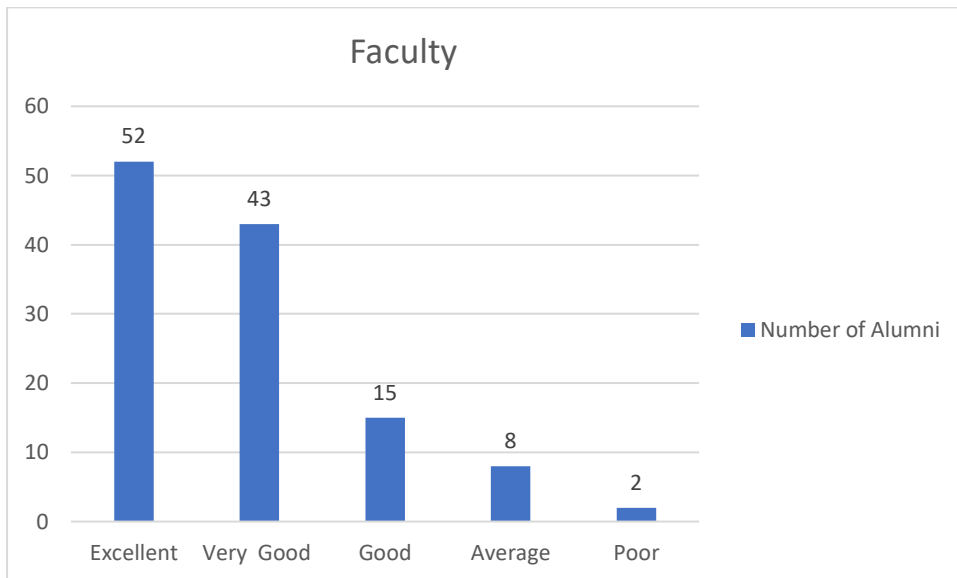


Figure 4

The above figure shows that out of 120 alumni, 52 alumni rated the faculties of the college as excellent and 43 of them rated as very good. 15 numbers of alumni said that the faculties are good while 8 of them provided average remark. Only 2 numbers of alumni provided poor remark on college faculties.

5. Canteen Facilities

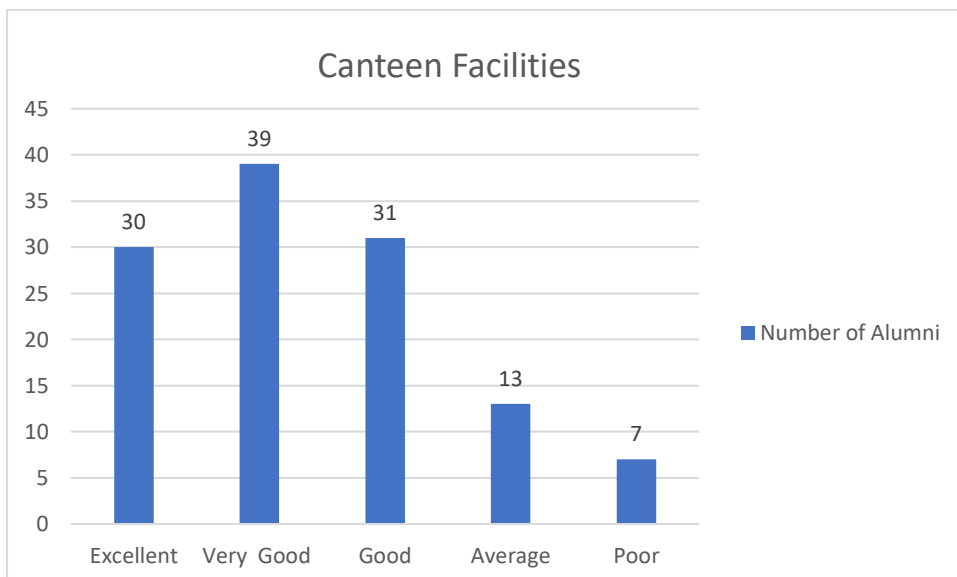


Figure 5

Figure 5 shows that,30 number of alumni out of 120 alumni rated excellent about the college canteen service. 39 of them provided very good remark and 31 of the said alumni gave good remark. 13 number of alumni provided average remark while only 7 of them provided poor rating.

6. Library



Figure 6

From figure 6 it is seen that out of 120 alumni, 38 alumni rated excellent, 47 rated very good, 23 rated good and 9 rated average about the college library. Only 3 alumni provided poor rating.

7. Office staff

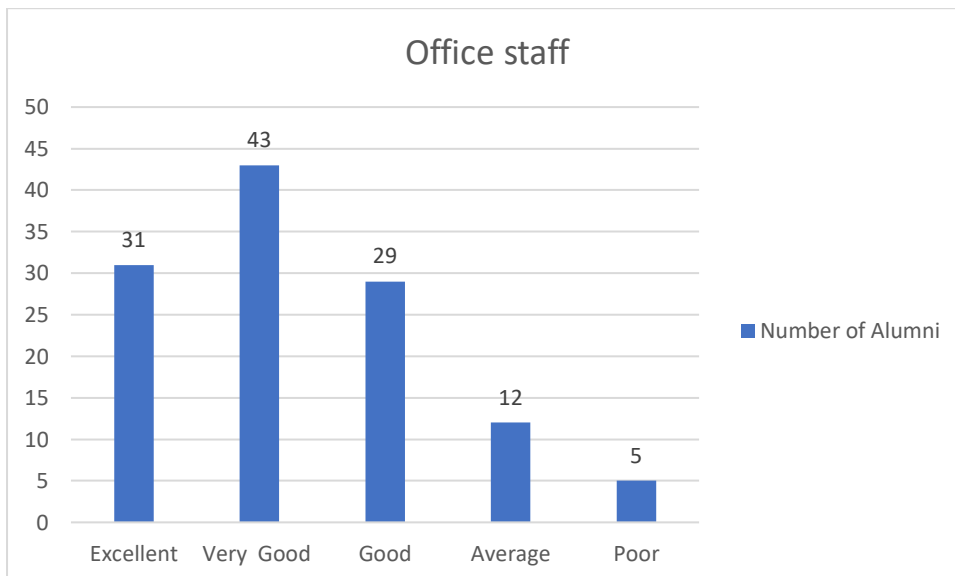


Figure 7

From figure 7 it is seen that out of 120 alumni, 31 alumni provided excellent rating, 43 alumni provided very good rating, 29 of them provided good and 12 provided average rating about the office staff of the college. Only 5 alumni provided poor rating.

8. Hostel Facilities

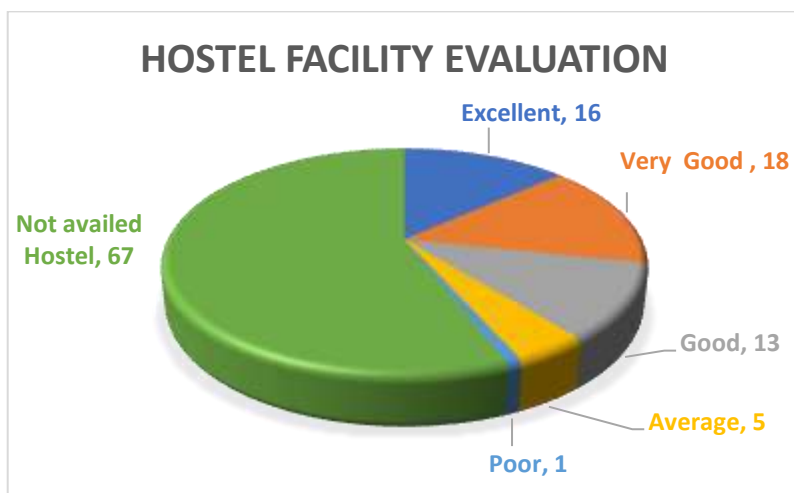


Figure 8

From the above figure it is seen that 53 alumni availed hostel facility out of 120 alumni. 16 alumni provided excellent rating, 18 alumni gave very good rating, 13 of them rated good and 5 of the same rated average about the hostel facility out of 53 alumni. Only 1 alumnus provided poor rating.

9. Educational Resources

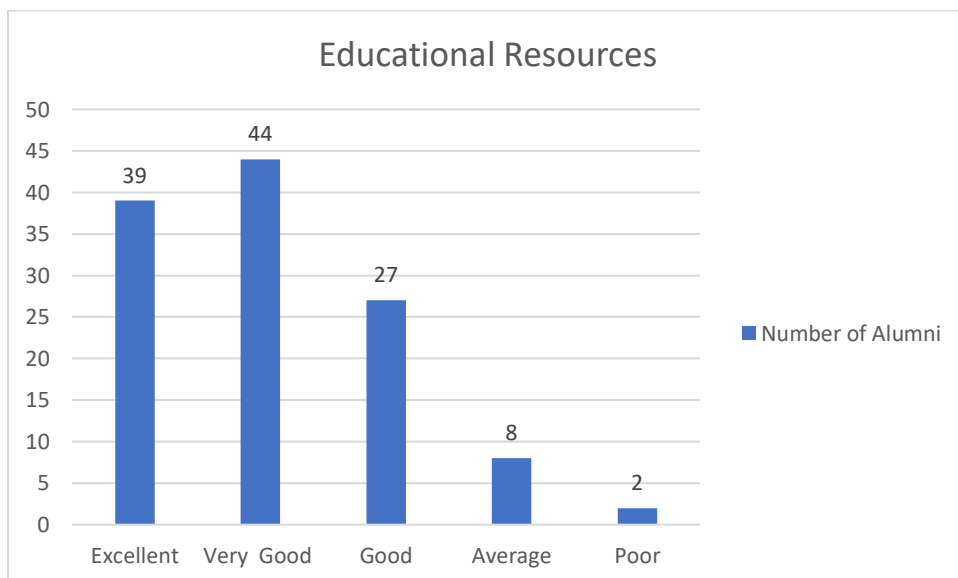


Figure 9

The above figure shows that out of 120 alumni, 39 alumni provided excellent rating, 44 alumni provided very good rating, 27 of them provided good and 8 provided average rating about the educational resources of the college. Only 2 alumni provided poor rating.

10. Admission Procedure

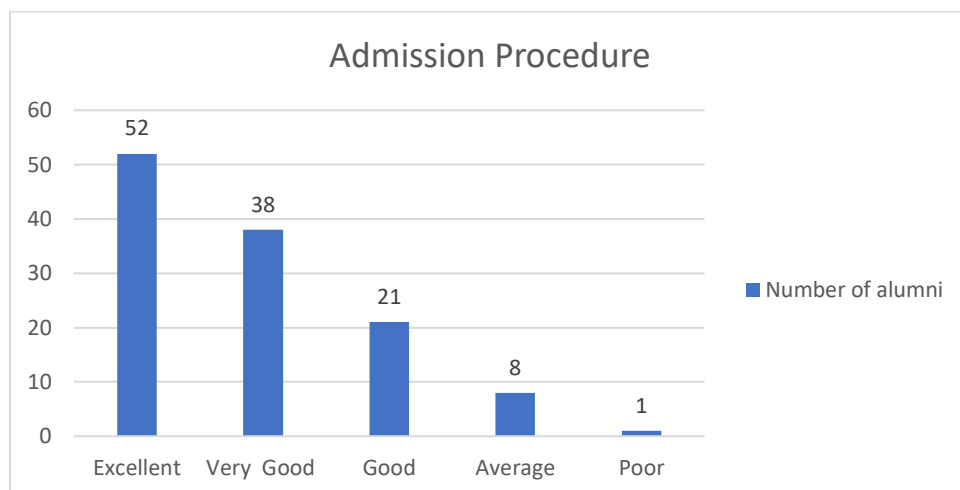


Figure 10

From figure 10 it is seen that out of 120 alumni, 52 alumni provided excellent rating, 38 alumni provided very good rating, 21 of them provided good and 8 provided average rating about the admission procedure college. Poor feedback was provided by only 1 alumnus.

11. Overall Rating of the College

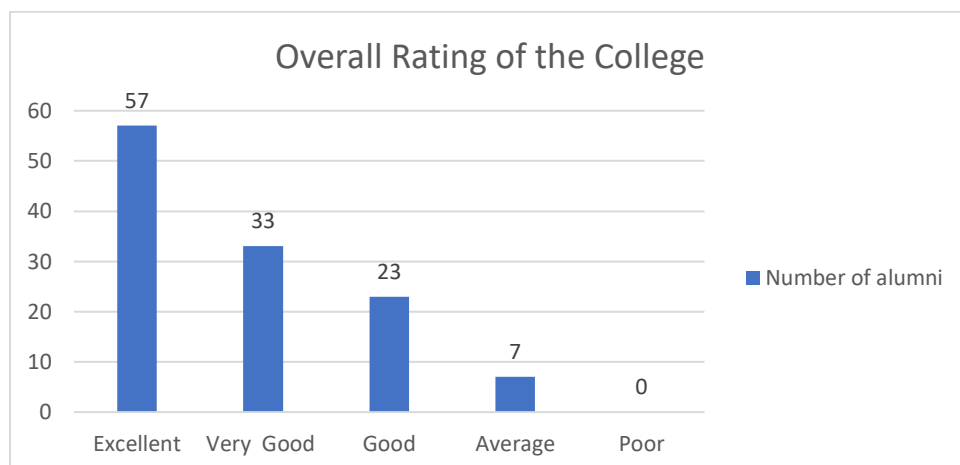



Figure 11

When it comes to overall ratings of the college, figure 11 demonstrates the actual result. From figure 11 it is seen that 57 alumni provided excellent feedback, 33 of them provided very good feedback, 23 alumni said good and 7 alumni gave average feedback out of 120 alumni. No alumni provided any bad remark.



Principal
Golaghat Commerce College
Golaghat, Assam, India

(Dr. Utpal Sarma)
Principal/ Chairperson (IQAC)
Golaghat Commerce College



Coordinator
IQAC
Golaghat Commerce College

(Dr. Pranjal Pratim Dutta)
Coordinator, IQAC
Golaghat Commerce College